



CNG FILTRATION FOR DUAL FUEL APPLICATIONS

Protect Your Equipment and Maximize
Uptime with Parker H Series filters.



H-SERIES

Natural Gas Filters Protect Your Dual Fuel Engines

The Parker Finite H Series Natural Gas Filters protect your equipment when running on wellhead or pipeline natural gas. Parker's filter element technology is formulated to remove contamination from and provide your engine with clean, contaminant free natural gas for maximum uptime and efficiency.

The H Series housings are designed for rough service applications with a 250 psig pressure rating, a robust cast aluminum head with welded flanges, and a durable impact extruded aluminum bowl. For wellhead applications the gas quality is always different. You need to plan for the worst to get the most out of your equipment. There is no time to adjust to every job site. Two stages of filtration are recommended for wellhead gas: a 100WS liquid separator element, followed by a 7CVP coalescing filter element.

Designed for High and Low Flow Pressure Drop

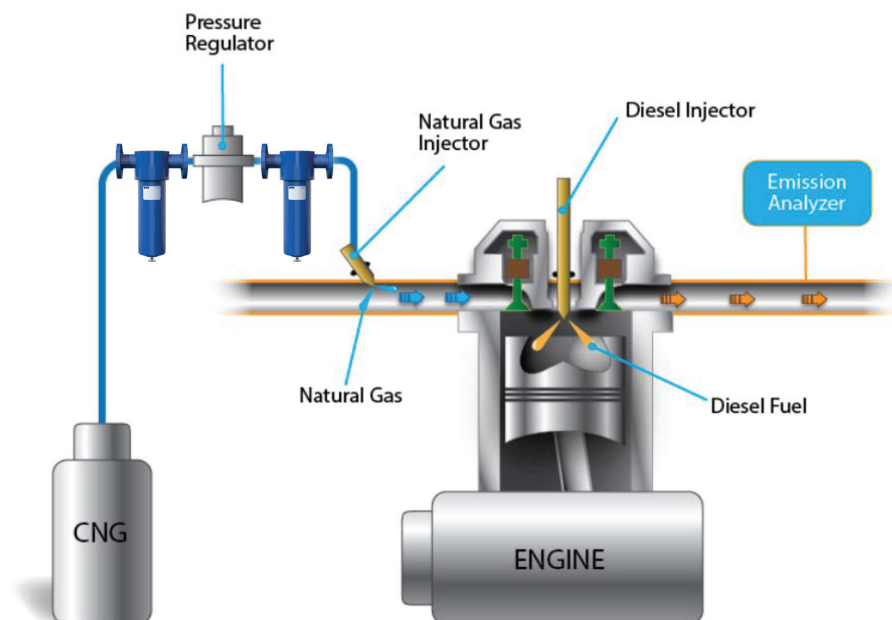
Keeping your dual-fuel powered rig running trouble free is key to your efficiency and profitability.

Filtering Natural Gas is tricky business. It's thinner than air, and there can be large fluctuations in flows. The unique Parker Finite Uni-Cast element design provides the ultimate performance removing up to 99.97% of .01 micron particulates and fine aerosols of oil and liquid over a wide range of flows.




Product Features

- Welded flanges provide a secure, mechanically sealed connection that reduces potential leakage
- Removes up to 99.97% of 0.01 micron particulates and fine aerosols of oil and liquid over a wide range of flow
- Provides clean, contaminant-free natural gas
- Designed for rough service applications
- Pressure rating to 250 psig
- Robust, cast-aluminum head
- Durable, impact extruded aluminum bowl.



Element Grades


Media Type 100WS



Air Flow: Inside to outside

This rolled stainless steel mesh element has ID and OD metal retainers with rolled stainless steel mesh in between. It is an extremely robust design. With a nominal rating of 100 micron, this media is used for the reduction and elimination of excess liquids in gas streams. It also would be a good choice as a pre-filter for coalescing grades 6 and 10 when extreme volumes of liquid contaminants are present.

Media Type 7CVP



Air Flow: Inside to outside

Parker's Finite 7CVP media type consists of two filter layers between metal retainers. The outer layer removes aerosols while the inner layer traps solid particles, protecting and extending the life of the outer layer. 7CVP elements are used in bulk liquid coalescing applications or when relatively high efficiency and low pressure drop are required.

Media Type C



Available in Grades: 6* and 10**

Air Flow: Inside to outside

This coalescing element is made with our special UNICAST construction. Composed of an epoxy saturated borosilicate glass micro-fiber media, this media is used in applications requiring the removal of liquid and particulate contamination. The outer synthetic fabric layer allows for swift removal of coalesced liquids.

* Grade 6 (standard): Grade 6 filters are used when "total removal of liquid aerosols and suspended fines" is required. Because of its overall performance characteristics, this grade is most often recommended.

**Grade 10: Grade 10 filters are used as pre-filters for grades 6 to remove gross amounts of liquid aerosols or tenacious aerosols which are difficult to drain. This grade is often referred to as a coarse coalescer.

Filter Recommendations

Dirty Wet Gas

Wellhead Gas


Bulk Pipeline Gas

Clean Gas

Clean Pipeline Gas

3 Stages of Filtration

Grades: 100WS + 7CVP + Grade 10 or 6



2 Stages of Filtration

Grades: 7CVP + Grade 10 or 6



1 Stage of Filtration

Grades: 10 or 6



TECHNICAL SPECIFICATIONS

Rated CNG Flows: SCFM @ 100 PSIG (m³/hr @ 7 bar)

Housing Assembly	Flange Size	Grade 100WS Water Separator	Grade 7CVP Coalescer	Grade 10 Uni-Cast Coalescer	Grade 6 Uni-Cast Coalescer
		1st stage for very wet gas	1st stage for semi-wet gas or 2nd stage after 100WS	1st stage for pipeline gas	Final stage before fuel injector
HR8E	2"	720 (1223)	720 (1223)	720 (1223)	420 (714)
HR8S	2"	900 (1529)	900 (1529)	900 (1529)	540 (917)
HR8L	2"	1242 (2110)	1242 (2110)	1242 (2110)	750 (1274)
HR12L	3"	1992 (3384)	1992 (3384)	1992 (3384)	1200 (2038)

Media Specifications

Media Grade	Coalescing Efficiency	Maximum Oil Carryover*	Micron Rating	Pressure Drop (PSID) @ Rated Flow***	
				Media Dry	Media Wet
6	99.97%	0.008	0.01	1	2 - 3
7CVP	99.5%	0.09	0.5	0.25	0.5 - 0.7
10	95%	0.85	1	0.5	0.5
100WS	99+%**	N/A	100	<0.25	<0.25


*Tested per ISO 12500-1 at 40 mg/m³ inlet | **Bulk liquid removal efficiency. | ***Add dry + wet for total pressure drop.

Replacement Elements

Housing Assembly	Flange Size	Grade 100WS Water Separator	Grade 7CVP Coalescer	Grade 10 Uni-Cast Coalescer	Grade 6 Uni-Cast Coalescer
		1st stage for very wet gas	1st stage for semi-wet gas or 2nd stage after 100WS	1st stage for pipeline gas	Final stage before fuel injector
HR8E	2"	100WS25-130 X 1	7CVP25-130 X 1	10CV25-130 X 1	6CV25-130 X 1
HR8S	2"	100WS25-187 X 1	7CVP25-187 X 1	10CV25-187 X 1	6CV25-187 X 1
HR8L	2"	100WS25-235 X 1	7CVP25-235 X 1	10CV25-235 X 1	6CV25-235 X 1
HR12L	3"	100WS35-280 X 1	7CVP35-280 X 1	10CV35-280 X 1	6CV35-280 X 1

Weight & Dimensions

Filter Model	Height*		Width**		Weight		Bowl Clearance	
	IN	MM	IN	MM	LB	KG	IN	MM
HR8E	20.6	523.2	12.0	304.8	17.0	7.7	13.5	342.9
HR8S	26.4	670.6	12.0	304.8	19.0	8.6	19.3	490.2
HR8L	31.3	795.0	12.0	304.8	21.0	9.5	24.0	609.6
HR12L	35.8	909.3	15.3	388.6	56.0	25.4	28.5	723.9



HOW TO ORDER

H	R	8	S	-	6	C	V	N
Series Name	Flange Type	Port (Connection Size)	Bowl		Element Grade	Element Type	End Seal	Accessory Designator for Pre-installed Accessories
H	R - Flange	8 - 2" 12 - 3"	<p>S - Standard L - Long* E - Economy (short bowl)</p> <p>*Long bowl is the only option for 3" Connection size.</p> <p>Note: Bowl length is determined by the flow rate required. Refer to the Housing Selection Chart for flow rates.</p>		6 or 10	C	V=Flourocarbon gasket with metal end caps	N - No Accessories
					Note: For 7CVP and 100WS, leave this blank	7CVP 100WS		





Parker Hannifin Corporation
**Industrial Gas Filtration
and Generation Division**
242 Neck Road
Haverhill, MA 01835
phone 800 343 4048
www.parker.com/cng

Finite-Dual-Fuel-CNG-Brochure

© 2026 Parker Hannifin Corporation

